

## FROM THE PRINCIPAL

Dear Parents and Community Members,

Dear Parents and Community Members,  
In the 2013-2014 school year, Sunridge Middle School received an overall rating of "Level 3". This means on standards-based tests our students are performing about average when compared to students at other Oregon middle schools. We're excited about the progress made in the area of student growth in academics, which came in at a level 4, above average. It supports our efforts to help all students learn and progress year to year.

This data also helps us know where to focus our efforts and to make changes. We would like to see more students with disabilities and Native American students making more growth in the areas of reading and math. Through a school-wide effort to incorporate reading and writing into all subjects, providing additional opportunities for learning, and continually improving instruction we are optimistic we will see

these improvements soon. We have also restructured our entire special education department and increased student to teacher contact time in an effort to provide the assistance our students need to succeed.

We encourage parent involvement by volunteering, attending open house, conferences, checking student grades and communicating with teachers regularly. We look forward to another spectacular year at Sunridge!

Sincerely,  
Matt Yoshioka  
Principal – Sunridge Middle School

Thank you,

Principal | Matthew Yoshioka

## SCHOOL PROFILE

Enrollment 2013-14	713
Change from previous year	-4.0%
Students attending 90% or more of enrolled days	80.8%

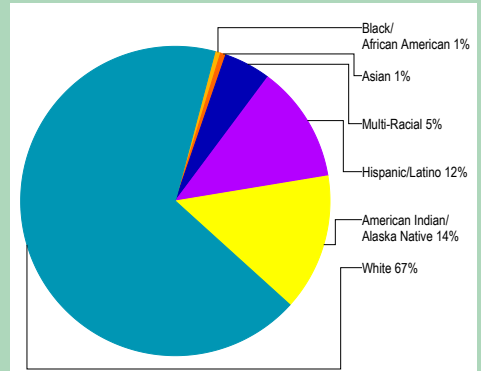
Select Demographics 2013-14	
English Learners	<5%
<i>Students who have ever been eligible for or participated in a program to acquire academic English.</i>	

Economically disadvantaged	54%
Students with disabilities	15%

Number of different languages spoken: 4

*Note: a "\*\*" is displayed when the data must be suppressed to protect student confidentiality.*

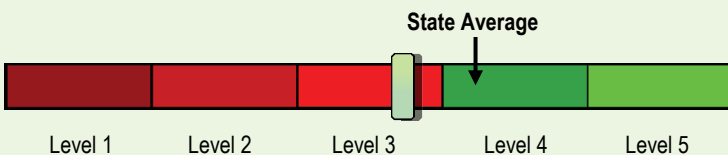
## STUDENTS



## OVERALL STATE RATING HOW ARE STUDENTS AT THIS SCHOOL PERFORMING COMPARED TO THOSE AT OTHER SCHOOLS?

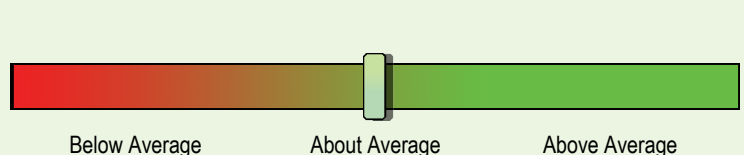
The overall state rating is intended to summarize this school's particular successes and challenges. It is based on a combination of up to five factors. Three of these factors come from standardized test scores in reading and math: student achievement, student growth, and the growth of underserved subgroups. Please be aware that this rating is based mainly on high-stakes testing and accordingly, represents a limited view of student performance. Other aspects of this report card are designed to put this rating in the proper context.

**Compared to all schools statewide in 2013-14, this school is rated as Level 3.**



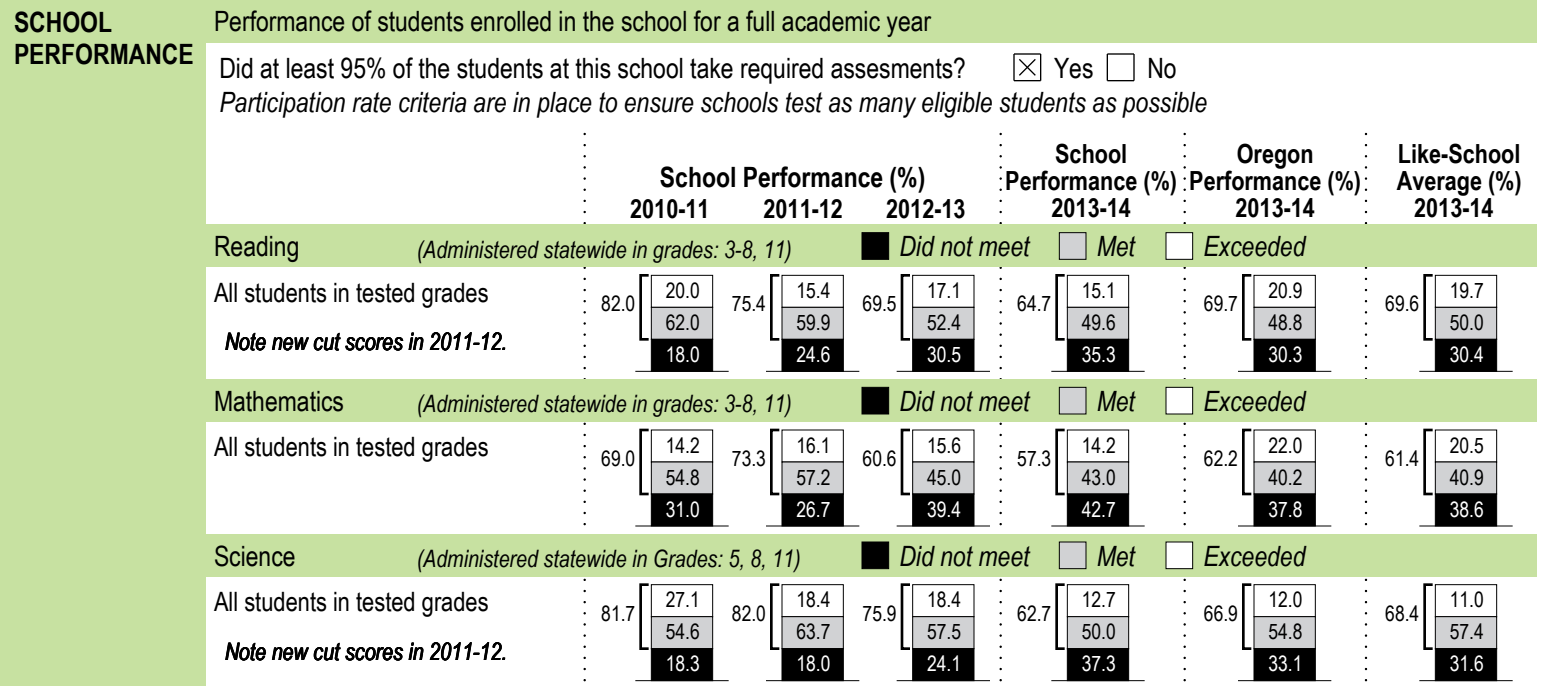
- Level 1** = Falls into the bottom 5% of schools
- Level 2** = Falls between 5% and 15% of schools
- Level 3** = Falls between 15% and 44% of schools
- Level 4** = Falls between 44% and 90% of schools
- Level 5** = Falls into the top 10% of schools

**Compared to middle schools with similar student demographics in 2013-14, this school's rating is about average.**



- Below average** = Falls into the bottom third of comparison schools
- About average** = Falls into the middle third of comparison schools
- Above average** = Falls into the top third of comparison schools

## PROGRESS ARE STUDENTS MAKING ADEQUATE GAINS OVER TIME?



Visit [www.ode.state.or.us/go/data](http://www.ode.state.or.us/go/data) for additional assessment results.

Note: a "\*" is displayed when data are unavailable or to protect student confidentiality.

## OUTCOMES FOR KEY STUDENT GROUPS AT THIS SCHOOL COMPARED TO THE SAME GROUPS STATEWIDE

STUDENT GROUP OUTCOMES	School Performance (%)	Oregon Performance (%)	School Compared to OR Average	School Performance (%)	Oregon Performance (%)	School Compared to OR Average	School Performance (%)	Oregon Performance (%)	School Compared to OR Average		
	<b>Economically Disadvantaged</b>				<b>American Indian/Alaska Native</b>			<b>Native Hawaiian/Pacific Islander</b>			
Reading	51.9	57.8	-5.9	Reading	44.3	54.9	-10.6	Reading	*	55.6	*
Mathematics	43.1	49.5	-6.4	Mathematics	41.2	45.6	-4.4	Mathematics	*	52.4	*
Science	47.0	54.6	-7.6	Science	44.4	54.0	-9.6	Science	*	48.4	*
<b>English Learners</b>				<b>Asian</b>				<b>White</b>			
Reading	43.3	47.7	-4.4	Reading	*	79.8	*	Reading	70.4	75.8	-5.4
Mathematics	40.0	46.5	-6.5	Mathematics	*	81.3	*	Mathematics	62.3	67.3	-5.0
Science	50.0	40.5	+9.5	Science	*	74.8	*	Science	67.9	74.5	-6.6
<b>Students with Disabilities</b>				<b>Black/African American</b>				<b>Female</b>			
Reading	16.8	30.5	-13.7	Reading	*	50.5	*	Reading	69.4	73.7	-4.3
Mathematics	18.8	22.3	-3.5	Mathematics	*	39.1	*	Mathematics	58.5	63.7	-5.2
Science	20.7	36.7	-16.0	Science	*	39.1	*	Science	57.5	64.9	-7.4
<b>Migrant</b>				<b>Hispanic/Latino</b>				<b>Male</b>			
Reading	*	42.5	*	Reading	54.2	52.4	+1.8	Reading	60.2	65.9	-5.7
Mathematics	*	41.2	*	Mathematics	44.6	47.0	-2.4	Mathematics	56.1	60.7	-4.6
Science	*	33.2	*	Science	52.0	45.9	+6.1	Science	68.1	68.8	-0.7
<b>Talented and Gifted</b>				<b>Multi-Racial</b>							
Reading	>95	98.5	*	Reading	62.9	73.6	-10.7				
Mathematics	>95	98.2	*	Mathematics	60.0	64.5	-4.5				
Science	*	98.1	*	Science	62.5	70.5	-8.0				

Note: a "\*" is displayed when data are unavailable or to protect student confidentiality.

## **CURRICULUM & LEARNING ENVIRONMENT** WHAT IS THIS SCHOOL DOING TO IMPROVE STUDENT LEARNING AND TO PREPARE STUDENTS FOR THE FUTURE?

### **SCHOOL READINESS**

Advisory Program  
5th grade visitations  
Transition meetings for high needs students  
IEP transition meetings

### **ACADEMIC SUPPORT**

Daily Learning Lab  
Study Skills, Math, Reading and Writing support classes  
Title VII – Native American Education and tutoring

### **ACADEMIC ENRICHMENT**

Special Programs:  
Math Counts Team  
Pentagames Team  
Advanced courses offered in ELA and Math

### **CAREER & TECHNICAL EDUCATION**

Project Lead the Way Classes  
Career Information System Jr.  
Eastern Promise

### **EXTRA-CURRICULAR ACTIVITIES/ AFTER SCHOOL PROGRAMS**

Leadership  
Journalism  
Athletics  
Daughters and Sons of Tradition programs

*Data and information in the Curriculum and Learning Environment section was provided by local schools and districts and was not verified by the Oregon Department of Education.*